

Name of the Company: YORK EXPORTS LIMITED

Script Code, Name of the scrip, class of security: Equity

Quarter ended: 31.03.2014

Party paid-up shares:-

	No. of partly paid-up shares	As a % of total no. of partly paid-up shares	As a % of total no. of shares of the company
Held by promoter/promoter group	0	0	0
Held by public	0	0	0
Total	0	0	0

Outstanding convertible securities:-

	No. of outstanding securities	As a % of total no. of outstanding convertible securities	As a % of total no. of shares of the company, assuming full conversion of the convertible securities
Held by promoter/promoter group	0	0	0
Held by public	0	0	0
Total	0	0	0

Warrants:-

	No. of warrants	As a % of total no. of warrants	As a % of total no. of shares of the company, assuming full conversion of warrants
Held by promoter/promoter group	0	0	0
Held by public	0	0	0
Total	0	0	0

Total paid-up capital of the company, assuming full conversion of warrants and convertible securities

3362800 N.A 100

Statement Showing Shareholding Pattern


Category of Shareholder	Table (I)(a)					Total shareholding as a percentage of total number of shares		Shares Pledged or otherwise encumbered	
	Number of Shareholders	Total number of shares	Number of shares held in dematerialized form	As a percentage of (A+B) ¹	As a percentage of (A+B+C)	Number of shares	As a percentage		
(I)	(II)	(IV)	(V)	(VI)	(VII)	(VIII)	(IX) = (VIII)/(IV)*100		
(A) Shareholding of Promoter and Promoter									
1 Indian									
(a) Individuals/Hindu Undivided Family	41	1978300	0	58.83	58.83	0.00	0.00		
(b) Central Government/State Government(s)	0	0	0	0.00	0.00	0.00	0.00		
(c) Bodies Corporate	1	504000	0	14.99	14.99	0.00	0.00		
(d) Financial Institutions/Banks	0	0	0	0.00	0.00	0.00	0.00		
(e) Any Others(Specify)	0	0	0	0.00	0.00	0.00	0.00		
Sub Total(A)(1)	42	2482300	0	73.82	73.82	0.00	0.00		
2 Foreign									
a Individuals (Non-Residents Individuals/ Foreign Individuals)	0	0	0	0.00	0.00	0.00	0.00		
b Bodies Corporate	0	0	0	0.00	0.00	0.00	0.00		
c Institutions	0	0	0	0.00	0.00	0.00	0.00		
d Qualified Foreign Investor	0	0	0	0.00	0.00	0.00	0.00		
e Any Others(Specify)	0	0	0	0.00	0.00	0.00	0.00		
Sub Total(A)(2)	0	0	0	0.00	0.00	0.00	0.00		
Total Shareholding of Promoter and Promoter Group (A) = (A)(1)+(A)(2)	42	2482300	0	73.82	73.82	0.00	0.00		

Sr. No.	Notes
1	
2	
3	
4	
5	
6	
7	
8	
9	

[Handwritten signature]

(I)(c)(i) Statement showing holding of securities (including shares, warrants, convertible securities) of persons belonging to the category "Public" and holding more than 1% of the total number of shares

Sr. No.	Name of the shareholder	Number of shares held	Shares as a percentage of total number of shares f.i.e, Grand Total (A)+(B)+(C) indicated in Statement at para (I)(a) above}	Details of warrants		Details of convertible securities		Total shares (including underlying shares assuming full conversion of warrants and convertible securities) as a % of diluted share capital
				Number of warrants held	As a % total number of warrants of the same class	Number of convertible securities held	% w.r.t total number of convertible securities of the same class	
--	--	--	--	--	--	--	--	--
--	--	--	--	--	--	--	--	--



(D)(b) Statement showing holding of securities (including shares, warrants, convertible securities) of persons belonging to the category "Promoter and Promoter Group"


Sr. No.	Name of the shareholder	Details of Shares held			Encumbered shares (*)		Details of warrants		Details of convertible securities		Total shares (including underlying shares assuming full conversion of warrants and convertible securities) as a % of diluted share capital
		Number of shares held	As a % of grand total (A) + (B) + (C)	No.	As a percentage	As a % of grand total (A)+(B)+(C) of sub-clause (I)(a)	Number of warrants held	As a % of total number of warrants of the same class	Number of convertible securities held	As a % of total number of convertible securities of the same class	
(i)	(ii)	(iii)	(iv)	(v)	(vi)=(v)/(iii)*100	(vii)	(viii)	(ix)	(x)	(xi)	(xii)
1	ANISH DHAWAN	200	0.01	NIL	NIL	--	NIL	--	NIL	--	--
2	JYOTI DHAWAN	200	0.01	NIL	NIL	--	NIL	--	NIL	--	--
3	RAM MURTI DHAWAN	200	0.01	NIL	NIL	--	NIL	--	NIL	--	--
4	RAHUL SONI	3900	0.12	NIL	NIL	--	NIL	--	NIL	--	--
5	ARIJUN SONI	3900	0.12	NIL	NIL	--	NIL	--	NIL	--	--
6	DEEPIKA	4200	0.12	NIL	NIL	--	NIL	--	NIL	--	--
7	AYUSH	5300	0.16	NIL	NIL	--	NIL	--	NIL	--	--
8	RAM MURTI DHAWAN	5900	0.18	NIL	NIL	--	NIL	--	NIL	--	--
9	MUSKAAN DHAWAN	5900	0.18	NIL	NIL	--	NIL	--	NIL	--	--
10	ASHIMA	6100	0.18	NIL	NIL	--	NIL	--	NIL	--	--

11	RAM MURTI DHAWAN	6400	0.19	NIL	NIL	NIL	NIL	--	NIL	--	NIL	--	--
12	SWATANTRA	8200	0.24	NIL	NIL	NIL	NIL	--	NIL	--	NIL	--	--
13	ANISH	9700	0.29	NIL	NIL	NIL	NIL	--	NIL	--	NIL	--	--
14	DEEPA SEHGAL	9900	0.29	NIL	NIL	NIL	NIL	--	NIL	--	NIL	--	--
15	RAM MURTI	10200	0.3	NIL	NIL	NIL	NIL	--	NIL	--	NIL	--	--
16	ANISH DHAWAN	10300	0.31	NIL	NIL	NIL	NIL	--	NIL	--	NIL	--	--
17	GAN CHAND	13800	0.41	NIL	NIL	NIL	NIL	--	NIL	--	NIL	--	--
18	MOHINI	15800	0.47	NIL	NIL	NIL	NIL	--	NIL	--	NIL	--	--
19	G C DHAWAN	17200	0.51	NIL	NIL	NIL	NIL	--	NIL	--	NIL	--	--
20	MASTER RAHUL SONI	21000	0.62	NIL	NIL	NIL	NIL	--	NIL	--	NIL	--	--
21	MASTER ARJUN SONI	21000	0.62	NIL	NIL	NIL	NIL	--	NIL	--	NIL	--	--
22	JYOTI	23700	0.7	NIL	NIL	NIL	NIL	--	NIL	--	NIL	--	--
23	ANITA SONI	28400	0.84	NIL	NIL	NIL	NIL	--	NIL	--	NIL	--	--
24	ANISH DHAWAN	34000	1.01	NIL	NIL	NIL	NIL	--	NIL	--	NIL	--	--
25	POONAM SONI	39500	1.17	NIL	NIL	NIL	NIL	--	NIL	--	NIL	--	--
26	NAMITA	39500	1.17	NIL	NIL	NIL	NIL	--	NIL	--	NIL	--	--
27	ASHWANI DHAWAN	39500	1.17	NIL	NIL	NIL	NIL	--	NIL	--	NIL	--	--
28	SHRI GAN CHAND DHAWAN	42000	1.25	NIL	NIL	NIL	NIL	--	NIL	--	NIL	--	--
29	MRS. SWATANTRA	46200	1.37	NIL	NIL	NIL	NIL	--	NIL	--	NIL	--	--
30	NAMITA CHOPRA	49300	1.47	NIL	NIL	NIL	NIL	--	NIL	--	NIL	--	--
31	MOHINI DHAWAN	49300	1.47	NIL	NIL	NIL	NIL	--	NIL	--	NIL	--	--
32	NAMITA	50000	1.49	NIL	NIL	NIL	NIL	--	NIL	--	NIL	--	--
33	ADISH DHAWAN	58600	1.74	NIL	NIL	NIL	NIL	--	NIL	--	NIL	--	--
34	RAM MURTI DHAWAN	62300	1.85	NIL	NIL	NIL	NIL	--	NIL	--	NIL	--	--
35	ANITA SONI	64800	1.93	NIL	NIL	NIL	NIL	--	NIL	--	NIL	--	--
36	NAMITA CHOPRA	85800	2.55	NIL	NIL	NIL	NIL	--	NIL	--	NIL	--	--
37	MASTER AYUSH DHAWAN	160100	4.76	NIL	NIL	NIL	NIL	--	NIL	--	NIL	--	--
38	ASHWANI DHAWAN	167800	4.99	NIL	NIL	NIL	NIL	--	NIL	--	NIL	--	--
39	MRS. JYOTI DHAWAN	168000	5.01	NIL	NIL	NIL	NIL	--	NIL	--	NIL	--	--
40	SH. GAN CHAND DHAWAN	294500	8.76	NIL	NIL	NIL	NIL	--	NIL	--	NIL	--	--
41	MOHINI DHAWAN	295700	8.79	NIL	NIL	NIL	NIL	--	NIL	--	NIL	--	--

12

BODIES CORPORATE											
1	YORK WOOLLENS PVT. LTD.	504000	14.99	NIL	NIL	--	NIL	--	NIL	--	--
	TOTAL	2482300	73.82	NIL	NIL	--	NIL	--	NIL	--	--

(*) The term "encumbrance" has the same meaning as assigned to it in regulation 28(3) of the SAST Regulations, 2011




(1)(c)(ii) Statement showing holding of securities (including shares, warrants, convertible securities) of persons (together with PAC) belonging to the category "Public" and holding more than 5% of the total number of shares of the company

Sr. No.	Name(s) of the shareholder(s) and the Persons Acting in Concert (PAC) with them	Number of shares	Shares as a percentage of total number of shares {i.e., Grand Total (A)+(B)+(C) indicated in Statement at para (1)(a) above}	Details of warrants		Details of convertible securities		Total shares (including underlying shares assuming full conversion of warrants and convertible securities) as a % of diluted share capital
				Number of warrants	As a % total number of warrants of the same class	Number of convertible securities held	% w.r.t total number of convertible securities of the same class	
1	N.A	--	--	--	--	--	--	--
2	N.A	--	--	--	--	--	--	--
TOTAL		--	--	--	--	--	--	--




(D)(d) Statement showing details of locked-in shares

Sr. No.	Name of the shareholder	Number of locked-in shares	Locked-in shares as a percentage of total number of shares {i.e., Grand Total (A)+(B)+(C) indicated in Statement at para (I)(a) above}
--		--	--
--		--	--
--		--	--


Director


(II)(a) Statement showing details of Depository Receipts (DRs)

Sr. No.	Type of outstanding DR (ADRs, GDRs, SDRs, etc.)	Number of outstanding DRs	Number of shares underlying outstanding DRs	Shares underlying outstanding DRs as a percentage of total number of shares {i.e., Grand Total (A)+(B)+(C) indicated in Statement at para (I)(a) above}
1	--	--	--	--
2	--	--	--	--
	TOTAL	--	--	--



(11)(b) Statement showing holding of Depository Receipts (DRs), where underlying shares held by "promoter/promoter group" are in excess of 1% of the total number of shares

Sr. No.	Name of the DR Holder	Type of outstanding DR (ADRs, GDRs, SDRs, etc.)	Number of shares underlying outstanding DRs	Shares underlying outstanding DRs as a percentage of total number of shares {i.e., Grand Total (A)+(B)+(C) indicated in Statement at para (1)(a) above}
1		--	--	--
2		--	--	--
	TOTAL	--	--	--


 Director
 4/27/2011